

STANLEY®

AIR COMPRESSORS AND PNEUMATIC TOOLS 2016





THE RANGE OF STANLEY COMPRESSORS

is dedicated for the most demanding hobby workers, handcraft workers and professionals alike.

It stands out on the market for its innovative technical solutions and complete reliability.

INDEX

2



AIR COMPRESSOR COMPONENTS

19



DIRECT DRIVEN LUBRICATED TWIN "V" CYLINDER COMPRESSORS

4



PACKAGING

21



BELT DRIVEN SINGLE-STAGE COMPRESSORS

5



DIRECT DRIVEN OILLESS COMPRESSORS

25



BELT DRIVEN TWO-STAGE COMPRESSORS

12



FUTURA RANGE

28



PNEUMATIC TOOLS

16



DIRECT DRIVEN LUBRICATED COMPRESSORS

49



WARRANTY

AIR COMPRESSOR COMPONENTS

THE MAIN PARTS OF A COMPRESSOR



A AIR COMPRESSOR PUMP

This is the main part of an air compressor. Inside the compressor pump, one or two pistons compress the air taken from the environment and deliver it to the receiver.

G PRESSURE SWITCH

Controls the compressor by switching the machine off when the pressure inside the receiver reaches the default value (for example 8 or 10 bar) and restarts the compressor when the compressed air is used and the pressure drops to a pre-set value.

B AIR DELIVERY PIPE

Connects the compressor pump to the receiver, thus, the compressed air is delivered from the compressor pump to the receiver.

H PRESSURE REDUCER

Makes it possible to reduce the pressure of the air discharged from the receiver and to adjust it according to the application.

C AIR RECEIVER

The vessel which stores the accumulated compressed air ready for use. It is made of extra thick steel and it is always tested to a higher pressure than the working pressure of the compressor. Its function is to compensate the difference between the amount of air produced by the compressor pump and the one required by the user. The use of a larger receiver reduces the number of start-ups required by the compressor.

I SAFETY VALVE

Prevents the pressure inside the receiver from exceeding the safety values in case of the pressure switch failure.

D SHROUD/BELT-GUARD

Protects against accidental contact with the moving parts and directs the cooling air produced by the flywheel or directly by the motor fan towards the areas where the heat is generated.

J DRAIN VALVE

Makes it possible to drain all the water that forms in the receiver due to the condensation of the water vapor contained in the compressed air.

E ELECTRIC MOTOR

Transmits movement to the air compressor pump either directly (direct driven compressors) or through a belt (belt-driven compressors).

K COMPRESSED AIR OUTLET

Used to connect the hose that carries the compressed air to the requested air-powered tool.

F GAUGES

One gauge indicates the pressure of the air inside the air receiver and the other one indicates the outlet that is pressure.

L NON RETURN VALVE

The one way valve that allows the air to flow in one direction only, from the compressor pump to the air receiver.

PACKAGING

STANLEY PACKAGING HIGHLIGHTS

Each model is packed in a coloured box (models above 50 litres in a brown box with colour poster) that uses appealing graphics as well as simple and clear images to illustrate the content and its array of applications, helping the consumer choose the right product.



Pictograms of the main technical characteristics.

Symbols that help the buyer select the right compressor for the intended use.

The same symbols are printed on the packaging of accessories and indicate which compressor is suitable for that tools.

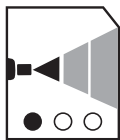
An example: a WHITE symbol on the box of a compressor means that this machine is compatible with all pneumatic tools that have the same symbol on their packaging.



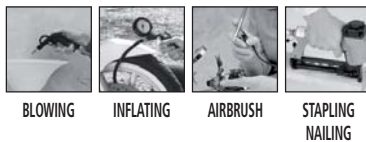
Product photos in the foreground.

Representations of situations of use.

SYMBOL / USE



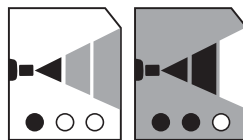
When printed on the packaging, this symbol indicates that the compressor is suitable for:



BLOWING INFLATING AIRBRUSH STAPLING NAILING



CLEANING SPRAYING



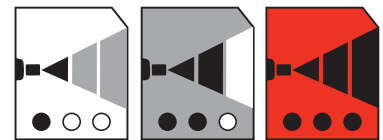
2 symbols allow for the following applications:



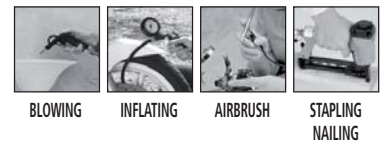
BLOWING INFLATING AIRBRUSH STAPLING NAILING



CLEANING SPRAYING PROF.SPRAYING SCREWING



3 symbols allow for a broad field of applications:



BLOWING INFLATING AIRBRUSH STAPLING NAILING



CLEANING SPRAYING PROF.SPRAYING SCREWING



WASHING CHISELING POLISHING GRINDING

DIRECT DRIVEN OILLESS COMPRESSORS



AIR KIT



- Perfect for small household chores.
- Extremely lightweight and compact (no tank).
- Features a spacious storage compartment for accessories.



ACCESSORIES INCLUDED:

- inflating gun,
- kit of 3 needles for inflating balls, bicycles and small mattresses,
- blowing nozzle,
- 3 metre rubber hose.



Name	Code	Pump	Tank	Power	Cylinder	Max Press.	Lubricated	RPM	Air displacement	Voltage Frequency	Gross weight	Box dimensions	Ean code
			L	Hp/kw	n°	bar/PSI			l/min./CFM	Volt/Hz	kg/lbs	WxDxH	
AIR KIT	82151905TN595	OL195	-	1,5/1,1	1	8/116	NO	3400	180/6,35	230/50	6,1/13,5	330x260x335	8016738753899

DIRECT DRIVEN OILLESS COMPRESSORS

DN 200/10/5



- Perfect for all home and hobby applications.
- Simple and easy-to-use control panel.
- Easy to transport thanks to the comfortable handle.
- Shoulder belt for easy transport.
- Storage compartment for accessories.
- Compact for easy storage.



Compact design.



Accessories not included.

Name	Code	Pump	Tank	Power	Cylinder	Max Press.	Lubricated	RPM	Air displacement	Voltage Frequency	Gross weight	Box dimensions	Ean code
			L	Hp/kW	n°	bar/PSI			l/min./CFM	Volt/Hz	kg/lbs	WxDxH	
DN 200/10/5	8215250STN596	OL195	5	1,5/1,1	1	10/145	NO	3400	180/6,35	230/50	9,5/20,9	450x430x410	8016738754438

DIRECT DRIVEN OILLESS COMPRESSORS

DN 200/8/6



- Helpful for domestic use or for crafts.
- Lightweight and extremely portable.
- ON/OFF switch and control panel with easy-read gauge makes it simple to use.
- Tool hook and power cord reel on the back.




Accessories not included.



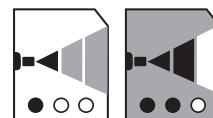
Easy to carry thanks to the comfortable handle.

Rubber feet for enhanced stability during work.

D 200/10/24



- Oilless type product that can perform at up to 10 bar increasing the air reserve in the tank by 25%.
- Perfect for all home and hobby applications.
- Large wheels make it stable and easy to transport.
- Cover with control panel and two built-in storage compartments for accessories.



Handle with rubber knob for easy transport.



Accessories not included.

Name	Code	Pump	Tank L	Power Hp/kW	Cylinder n°	Max Press. bar/PSI	Lubricated	RPM	Air displacement l/min./CFM	Voltage Frequency Volt/Hz	Gross weight kg/lbs	Box dimensions WxDxH	Ean code
DN 200/8/6	C6BB304STN039	OL195	6	1,5/1,1	1	8/116	NO	3400	180/6,35	230/50	11,2/24,7	315x356x375	8016738703788
D 200/8/24	B6CC304STN003	OL195	24	1,5/1,1	1	8/116	NO	3400	180/6,35	230/50	17/37,5	570x255x444	8016738702620
D 200/10/24	B6CC304STN004	OL195	24	1,5/1,1	1	10/145	NO	3400	180/6,35	230/50	18,4/40,5	570x255x444	8016738702637

DIRECT DRIVEN OILLESS COMPRESSORS


D 200/10/24V



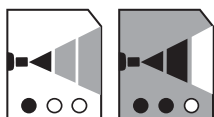
- Oilless compressor that is maintenance-free.
- Ideal for all hobby applications.
- Maximum pressure 10 bar.
- Compact and easy to transport thanks to the handle built into the shroud.
- Control panel built into the cover.
- Sleek design thanks to the upright tank.
- Rubber feet for enhanced stability during use.



D 230/10/50V



- Extremely versatile compressor thanks to 2 Hp power and an ample reserve of air.
- Sleek design thanks to the compact, upright tank.
- Large handle and wheels make it easy to transport.




Accessories not included.



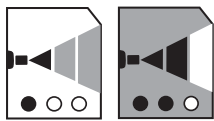
Name	Code	Pump	Tank L	Power Hp/kW	Cylinder n°	Max Press. bar/PSI	Lubricated	RPM	Air displacement l/min./CFM	Voltage Frequency Volt/Hz	Gross weight kg/lbs	Box dimensions WxDxH	Ean code
D 200/10/24V	81171905TN598	OL195	24	1,5/1,1	1	10/145	NO	3400	180/6,35	230/50	16/35,2	323x323x648	8016738754940
D 230/10/50V	81171805TN067	OL227	50	2/1,5	1	10/145	NO	3400	222/7,8	230/50	24,7/54,4	340x340x870	8016738750478
D 270/10/100V	82133435TN592	OL295	100	2,5/1,8	1	10/145	NO	2850	270/9,5	230/50	46/101,4	467x455x1100	8016738753882

DIRECT DRIVEN OILLESS COMPRESSORS

DN 200/10/30V

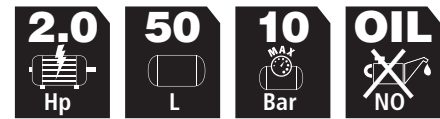


- Oilless vertical 30-litre compact maintenance-free compressor.
- Ideal for all hobby applications.
- Complete and compact control panel.
- Front rubber feet for enhanced stability during use.
- Large handle makes it easy to carry.
- Useful wheels make it easy to move.



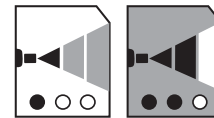
Accessories not included.

DN 230/10/50V



Same features as the DN 200/10/30V model but with the following extras:

- Storage compartment for accessories built into the shroud.
- Comfortable front tool hooks.



NEW

Name	Code	Stanley code	Pump	Tank	Power	Cylinder	Max Press.	Lubricated	RPM	Air displacement	Voltage Frequency	Gross weight	Box dimensions	Ean code
				L	Hp/kW	n°	bar/PSI			l/min./CFM	Volt/Hz	kg/lbs	WxDxH	
DN 200/10/30V	81172005TN642	SXCM0041E	OL195	30	1,5/1,1	1	10/145	NO	3400	180/6,35	230/50	19/41,9	365x325x785	8016738761283
DN 230/10/50V	81172105TN643	SXCM0042E	OL227	50	2/1,5	1	10/145	NO	3400	222/7,8	230/50	25/55,1	370x340x865	8016738761290

DIRECT DRIVEN OILLESS COMPRESSORS

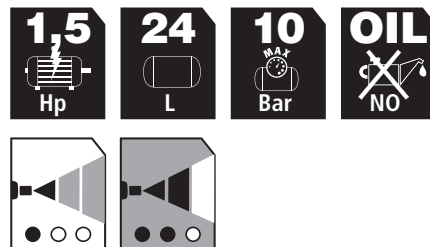
CONTROL PANEL

All models featured on these pages have a control panel that contains all the devices for the machine operation.



- These oilless compressors feature an original design and meet the needs of the hobby worker, whether an amateur or a skilled handyman looking for a specific product.
- The large handle and upright tank ensure easy handling and practical transport and storage.
- The shroud mounted panel features a full set of controls for quick and easy use.
- Heavy-duty plastic shrouds protect the internal mechanical parts.
- Feature a practical tools hook.

TAB 200/10/24V



24-litre tank.



Rubber feet for enhanced stability during use.

Tap ball valve with enlarged passage to avoid blocking and obstructions.

NEW

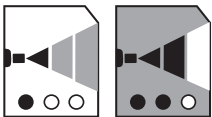

DIRECT DRIVEN OILLESS COMPRESSORS



Practical tools hook.

Accessories not included.

TAB 200/10/30V

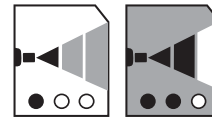
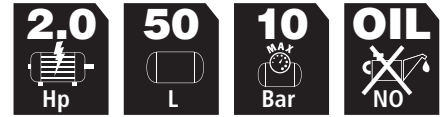


30-litre tank.



Also available with wheels (TAB 200/10/30VW).

TAB 230/10/50VW



50-litre tank.

Name	Code	Stanley code	Pump	Tank	Power	Cylinder	Max Press.	Lubricated	RPM	Air displacement	Voltage Frequency	Gross weight	Box dimensions	Ean code
				L	Hp/kW	n°	bar/PSI			l/min./CFM	Volt/Hz	kg/lbs	WxDxH	
TAB 200/10/24V	8117230STN655	SXCM0043E	OL195	24	1,5/1,1	1	10/145	NO	3400	180/6,35	230/50	17,5/38,6	340x340x635	8016738762174
TAB 200/10/30V	8117240STN656	SXCM0044E	OL195	30	1,5/1,1	1	10/145	NO	3400	180/6,35	230/50	21/46,2	340x340x770	8016738762181
TAB 200/10/30VW	8117250STN657	SXCM0045E	OL195	30	1,5/1,1	1	10/145	NO	3400	180/6,35	230/50	25,3/55,8	340x340x712	8016738762198
TAB 230/10/50VW	8117260STN658	SXCM0046E	OL227	50	2/1,5	1	10/145	NO	3400	222/7,8	230/50	27,5/60,6	340x340x870	8016738762204

FUTURA RANGE

HIGHLIGHTS

**LONG LIFE AS A LUBRICATED PUMP,
EASY MAINTENANCE AS AN OILLESS PUMP.**

All FUTURA compressors feature a permanently lubricated pump that never requires any oil.



Innovative design.

Start-up at extremely low temperatures (-20°) and low voltage, only 150 Volt.

Pressure switch built-in for a more compact design.

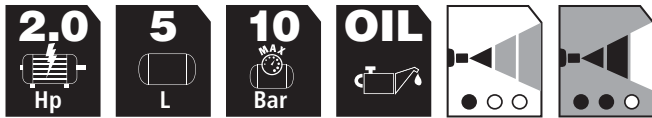


Lighter pump compared to traditional designs.

NEW

FUTURA RANGE

HY 227/10/5



Additional features:

- Fully pump protected thanks to steel casing.
- Lightweight and compact 5-litre tank.
- Large, easy to read gauges.
- Rubber feet for enhanced stability during use.



Easy to transport thanks to the comfortable handle.

Tap ball valve with enlarged passage to avoid blocking and obstructions.

HY 227/8/6E



Additional features:

- Handle built into the crankcase for easy transport.
- Lightweight 6-litre tank.
- Rubber feet ensure excellent stability.

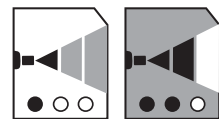


NEW

HY 227/10/12



This model has the same advantages of HY 227/10/5 with a 12-litre tank.



Name	Code	Stanley code	Pump	Tank	Power	Cylinder	Max Press.	Lubricated	RPM	Air displacement	Voltage Frequency	Gross weight	Box dimensions	Ean code
				L	Hp/kW	n°	bar/PSI			l/min./CFM	Volt/Hz	kg/lbs	WxDxH	
HY 227/10/5	HYBR404STN644	SXCM0301E	HY227	5	2/1,5	1	10/145	SI	3400	222/7,8	230/50	13,6/30	410x360x325	8016738761306
HY 227/8/6E	HYBE404STN645	SXCM0311E	HY227	6	2/1,5	1	8/116	SI	3400	222/7,8	230/50	11,4/25,1	440x230x425	8016738761313
HY 227/10/12	HYBD404STN647	SXCM0331E	HY227	12	2/1,5	1	10/145	SI	3400	222/7,8	230/50	15,2/33,5	520x255x470	8016738761337

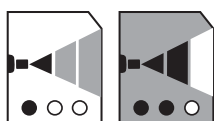
FUTURA RANGE

HY 227/10/24VE




Additional features:

- Handle built into the crankcase for easy transport.
- Compact vertical 24-litre tank.
- Simple, user friendly controls.
- Rubber feet for enhanced stability during use.

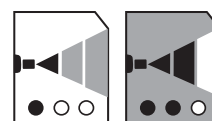


HY 227/10/24V



Additional features:

- Fully pump protected thanks to steel casing.
- Sturdy handle with rubber grip ensures easy handling.
- Compact vertical 24-litre tank.
- Large, easy to read gauges.
- Rubber feet for enhanced stability during use.



On / Off switch.

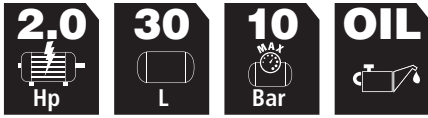
24-litre tank.

NEW

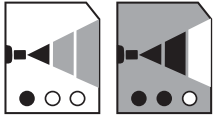
Name	Code	Stanley code	Pump	Tank L	Power Hp/kW	Cylinder n°	Max Press. bar/PSI	Lubricated	RPM	Air displacement l/min./CFM	Voltage Frequency Volt/Hz	Gross weight kg/lbs	Box dimensions WxDxH	Ean code
HY 227/10/24VE	HYCE404STN646	SXCM0312E	HY227	24	2/1,5	1	10/145	SI	3400	222/7,8	230/50	17,4/38,4	315x315x700	8016738761320
HY 227/10/24V	HYCV404STN648	SXCM0332E	HY227	24	2/1,5	1	10/145	SI	3400	222/7,8	230/50	18,4/40,6	315x315x700	8016738761344

FUTURA RANGE

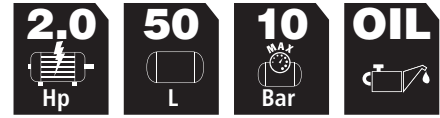
HY 227/10/30V



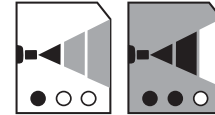
This model has the same advantages of HY 227/10/24V with a 30-litre tank.



HY 227/10/50V



This model has the same advantages of HY 227/10/24V with a 50-litre tank.



30-litre tank.



50-litre tank.

Large wheels for easy transportation.

Name	Code	Stanley code	Pump	Tank	Power	Cylinder	Max Press.	Lubricated	RPM	Air displacement	Voltage Frequency	Gross weight	Box dimensions	Ean code
				L	Hp/kW	n°	bar/PSI			l/min./CFM	Volt/Hz	kg/lbs	WxDxH	
HY 227/10/30V	HYCT404STN649	SXCM0333E	HY227	30	2/1,5	1	10/145	SI	3400	222/7,8	230/50	21/46,3	325x315x810	8016738761351
HY 227/10/50V	HYDV404STN650	SXCM0334E	HY227	50	2/1,5	1	10/145	SI	3400	222/7,8	230/50	24,2/53,3	340x340x870	8016738761368

DIRECT DRIVEN LUBRICATED COMPRESSORS


D 210/8/24



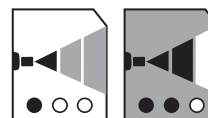
- Lubricated standard compressor extremely versatile thanks to its 2 Hp power.
- Powerful and practical for all crafts, even those most demanding.
- Simple controls make it easy to use.
- Rubber grip handle and wheels for easy transport.



D 210/8/50



Same characteristics as D 210/8/24 but with a 50-litre tank for a larger air reserve.



Name	Code	Pump	Tank L	Power Hp/kW	Cylinder n°	Max Press. bar/PSI	Lubricated	RPM	Air displacement l/min./CFM	Voltage Frequency Volt/Hz	Gross weight kg/lbs	Box dimensions WxDxH	Ean code
D 210/8/24	FC2C404STN005	FC2	24	2/1,5	1	8/116	SI	2850	222/7,8	230/50	24/52,9	580x255x580	8016738702644
D 210/8/50	FC2D404STN006	FC2	50	2/1,5	1	8/116	SI	2850	222/7,8	230/50	36/79,3	770x330x650	8016738702651

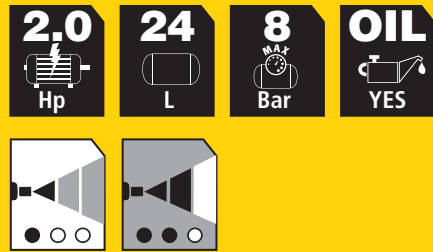
DIRECT DRIVEN LUBRICATED COMPRESSORS

New lubricated compressors with 2 Hp and 2,5 Hp pump ideal for all hobby activities and enriched with technical solutions that simplify use.



Sturdy wheels ensure greater stability and handling.


D 210/8/24S



Gauges on the compressor for easier reading.

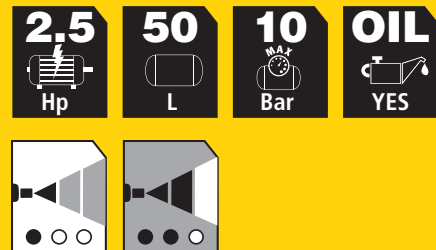


Large fully tilted handle for easy transport.



Dual front feet offer greater stability.

D 250/10/50S




NEW

Name	Code	Stanley code	Pump	Tank L	Power Hp/kW	Cylinder n°	Max Press. bar/PSI	Lubricated	RPM	Air displacement l/min./CFM	Voltage Frequency Volt/Hz	Gross weight kg/lbs	Box dimensions WxDxH	Ean code
D 210/8/24S	FCCC404STN640	SXCM0051E	FC2	24	2/1,5	1	8/116	SI	2850	222/7,8	230/50	26/57,3	580x255x580	8016738761115
D 250/10/24S	FCCC4G4STN653	SXCM0053E	FC2,5	24	2,5/1,8	1	10/145	SI	2850	240/8,5	230/50	26,5/58,4	580x255x580	8016738762044
D 210/8/50S	FCDV404STN641	SXCM0052E	FC2	50	2/1,5	1	8/116	SI	2850	222/7,8	230/50	33/72,7	770x330x650	8016738761122
D 250/10/50S	FCDV4G4STN654	SXCM0054E	FC2,5	50	2,5/1,8	1	10/145	SI	2850	240/8,5	230/50	33,5/73,8	770x330x650	8016738762051

DIRECT DRIVEN LUBRICATED COMPRESSORS

D 261/10/24



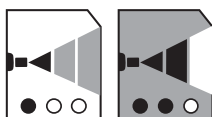
- Sturdy, compact and 2.5 Hp makes it the perfect tool for the most demanding hobby worker.
- Comfortable rubber grip handle and large wheels for easy transport.
- Double fixed front foot for enhanced stability during use.
- Large gauges on the compressor for easier reading, pressure reducer knob with innovative “snap” adjustment mechanism.



D 261/10/50



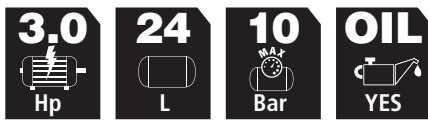
Same characteristics as D 261/10/24 but with a 50-litre tank for for a larger air reserve.



Name	Code	Pump	Tank L	Power Hp/kW	Cylinder n°	Max Press. bar/PSI	Lubricated	RPM	Air displacement l/min./CFM	Voltage Frequency Volt/Hz	Gross weight kg/lbs	Box dimensions WxDxH	Ean code
D 261/10/24	FC244G4STN593	FC2,5	24	2,5/1,8	1	10/145	SI	2850	250/8,8	230/50	30/66,1	580x255x580	8016738753875
D 261/10/50	FC504G4STN594	FC2,5	50	2,5/1,8	1	10/145	SI	2850	250/8,8	230/50	37,7/83,1	770x330x650	8016738753868

DIRECT DRIVEN LUBRICATED TWIN "V" CYLINDER COMPRESSORS

DV4 400/10/24P



- Power, low noise and compact size make this machine suitable for intense use in any environment.
- Direct driven two cylinder "V", 1450 RPM high performance and high reliability pump.
- Handle with extendible grip for extremely easy movement.



Compact machine with reduced size.

Front feet for enhanced stability during use.

Name	Code	Pump	Tank L	Power Hp/kW	Cylinder n°	Max Press. bar/PSI	Lubricated	RPM	Air displacement l/min./CFM	Voltage Frequency Volt/Hz	Gross weight kg/lbs	Box dimensions WxDxH	Ean code
DV4 400/10/24P	3BXA504STN023	GVM	24	3/2,2	2	10/145	SI	1450	350/12,3	230/50	54/119	530x640x800	8016738702828

DIRECT DRIVEN LUBRICATED TWIN "V" CYLINDER COMPRESSORS


DV2 400/10/24P



- Heavy-duty compressor thanks to the aluminium pump with cast-iron cylinder for large air reserve.
- Stable and easy to transport, powerful and reliable.
- Handle with extendible grip for extremely easy movement.



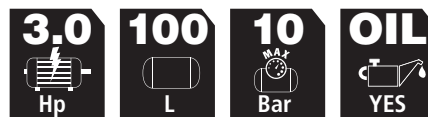
DV2 400/10/50



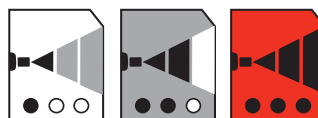
- Professional two cylinder compressor with high performance and high reliability pump.
- Suitable for use with a wide range of pneumatic tools.
- Long handle for easy transportation.



DV2 400/10/100



Same characteristics as DV2 400/10/50 but with a 100-litre tank for a large air reserve.



Name	Code	Pump	Tank L	Power Hp/kW	Cylinder n°	Max Press. bar/PSI	Lubricated	RPM	Air displacement l/min/CFM	Voltage Frequency Volt/Hz	Gross weight kg/lbs	Box dimensions WxDxH	Ean code
DV2 400/10/24P	8119550STN022	VDC	24	3/2,2	2	10/145	SI	2850	356/12,57	230/50	44/97	605x440x745	8016738702811
DV2 400/10/50	8119500STN033	VDC	50	3/2,2	2	10/145	SI	2850	356/12,57	230/50	42/92,5	800x350x670	8016738703115
DV2 400/10/100	8119750STN091	VDC	100	3/2,2	2	10/145	SI	2850	356/12,57	230/50	60/132	1010x390x840	8016738753851

BELT DRIVEN SINGLE-STAGE COMPRESSORS

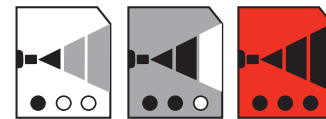
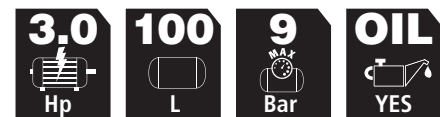
- Belt driven, single stage, two cylinder compressors with cast-iron cylinder for both the skilled craftsman and hobby worker alike.

- Compact machines suitable for use even in tight spaces.
- Simple, user friendly controls.
- Sturdy wheels and comfortable handle ensure easy transport.
- The 100-litre models feature a front caster wheel to simplify transportation.

B 251E/9/50



B 345E/9/100




Name	Code	Pump	Tank L	Power Hp/kW	Cylinder n°	Max Press. bar/PSI	Lubricated	RPM	Air displacement l/min./CFM	Voltage Frequency Volt/Hz	Gross weight kg/lbs	Box dimensions WxDxH	Ean code
B 251E/9/50	28DC4045TN604	B2800	50	2/1,5	2	9/131	SI	1250	255/9	230/50	49,5/109,1	770x340x670	8016738755398
B 345E/9/50	28DC5045TN605	B2800B	50	3/2,2	2	9/131	SI	1480	330/11,6	230/50	49,7/109,6	770x340x670	8016738755404
B 251E/9/100	28FC4045TN606	B2800	100	2/1,5	2	9/131	SI	1250	255/9	230/50	59/130	950x390x770	8016738755411
B 345E/9/100	28FC5045TN607	B2800B	100	3/2,2	2	9/131	SI	1480	330/11,6	230/50	59,2/130,5	950x390x770	8016738755428


BELT DRIVEN SINGLE-STAGE COMPRESSORS

- Traditional range of safe, versatile belt-driven compressors designed for long durability and low air consumption.
- Compatible with a vast range of pneumatic tools.
- Available on tanks from 50 to 270 litres.
- Pump with large finned surfaces for better cooling.
- Simple, user friendly controls.
- Large wheels and sturdy handle ensure easy transport.
- Available with three phase electric motor for heavy duty and extensive use.

B 251/10/50



B 251/10/100



Name	Code	Pump	Tank L	Power Hp/kW	Cylinder n°	Max Press. bar/PSI	Lubricated	RPM	Air displacement l/min./CFM	Voltage Frequency Volt/Hz	Gross weight kg/lbs	Box dimensions WxDxH	Ean code
B 251/10/50	28DC404STN086	B2800	50	2/1,5	2	10/145	SI	1250	255/9	230/50	51/112,4	800x390x750	8016738753844
B 251/10/100	28FC404STN087	B2800	100	2/1,5	2	10/145	SI	1250	255/9	230/50	68/149,9	1025x435x845	8016738753837
B 251/10/100 T	28FC441STN088	B2800	100	2/1,5	2	10/145	SI	1250	255/9	400/50	69/152,1	1025x435x845	8016738753820
B 345/10/100	28FC504STN089	B2800B	100	3/2,2	2	10/145	SI	1570	330/11,6	230/50	72/158,7	1025x435x845	8016738753813
B 345/10/100 T	28FC541STN090	B2800B	100	3/2,2	2	10/145	SI	1570	330/11,6	400/50	72,5/159,8	1025x435x845	8016738753806
B 345/10/200	28LC504STN158	B2800B	200	3/2,2	2	10/145	SI	1570	330/11,6	230/50	101/222,6	1435x475x1125	8016738762211
B 345/10/200 T	28LC541STN159	B2800B	200	3/2,2	2	10/145	SI	1570	330/11,6	400/50	102/224,9	1435x475x1125	8016738762228
B 395/10/200	36LC504STN160	B3800B	200	3/2,2	2	10/145	SI	1100	390/13,8	230/50	108/238,1	1435x475x1125	8016738762235
B 395/10/200 T	36LC541STN161	B3800B	200	3/2,2	2	10/145	SI	1100	390/13,8	400/50	109/240,3	1435x475x1125	8016738762242
B 475/10/200 T	36LC601STN162	B3800B	200	4/3,0	2	10/145	SI	1400	480/16,9	400/50	110/242,5	1435x475x995	8016738762259
B 475/10/270 T	36NC601STN163	B3800B	270	4/3,0	2	10/145	SI	1400	480/16,9	400/50	161/355	1640x560x1190	8016738762266

BELT DRIVEN SINGLE-STAGE COMPRESSORS

HIGHLIGHTS

Extremely reliable pump with cast iron cylinder. Wide finned surfaces for a better cooling. Oversized crankcase that guarantees an excellent lubrication.

Solid one-piece handle, fixed and skewed for an easier transportation.

Control panel integrated in the tank structure for a better protection. Oversized manometers placed on the compressor to guarantee an easy reading.

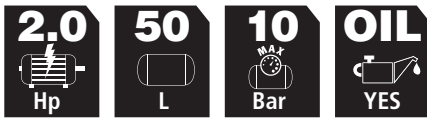
Ergonomic pressure reducer knobs equipped by an innovative "snap" adjustment mechanism.

Double caster wheels.

Oversized strong wheels that ensure high stability and easier transportation.



B 255/10/50



Name	Code	Pump	Tank L	Power Hp/kW	Cylinder n°	Max Press. bar/PSI	Lubricated	RPM	Air displacement l/min./CFM	Voltage Frequency Volt/Hz	Gross weight kg/lbs	Box dimensions WxDxH	Ean code
B 255/10/50	28DA404STN010	B2800B	50	2/1,5	2	10/145	SI	1250	255/9	230/50	51/112,4	800x390x750	8016738702699
B 350/10/50	28DA504STN011	B2800B	50	3/2,2	2	10/145	SI	1570	330/11,6	230/50	53/116,8	800x390x750	8016738702705

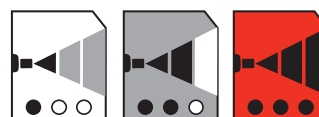
BELT DRIVEN SINGLE-STAGE COMPRESSORS

- Ideal for professional use, these compressors feature pump which, thanks to their excellent wear resistance, ensures a long life and extremely high reliability.
- Technical features on page 23.
- Available with three phase electric motor for heavy duty and extensive use.
- Four wheels, two of which are caster type, ensure easy transportation.



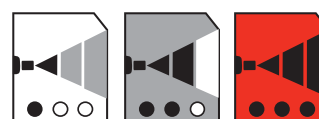
B 350/10/200

3.0 Hp	200 L	10 Bar	OIL YES
------------------	-----------------	------------------	-------------------



B 480/10/270 T

4.0 Hp	270 L	10 Bar	OIL YES
------------------	-----------------	------------------	-------------------



Name	Code	Pump	Tank	Power	Cylinder	Max Press.	Lubricated	RPM	Air displacement	Voltage Frequency	Gross weight	Box dimensions	Ean code
			L	Hp/kW	n°	bar/PSI			l/min./CFM	Volt/Hz	kg/lbs	WxDxH	
B 255/10/100	28FA404STN012	B2800B	100	2/1,5	2	10/145	SI	1250	255/9	230/50	67,5/148,8	1025x435x860	8016738702712
B 255/10/100 T	28FA441STN013	B2800B	100	2/1,5	2	10/145	SI	1250	255/9	400/50	68,5/151	1025x435x860	8016738702729
B 350/10/100	28FA504STN014	B2800B	100	3/2,2	2	10/145	SI	1570	330/11,6	230/50	73,5/162	1025x435x860	8016738702736
B 350/10/100 T	28FA541STN015	B2800B	100	3/2,2	2	10/145	SI	1570	330/11,6	400/50	74,5/164,2	1025x435x860	8016738702743
B 400/10/100	36FA504STN024	B3800B	100	3/2,2	2	10/145	SI	1100	390/13,8	230/50	80/176,3	1025x435x925	8016738702873
B 350/10/200	28LA504STN016	B2800B	200	3/2,2	2	10/145	SI	1570	330/11,6	230/50	107,5/237	1435x475x1150	8016738702750
B 350/10/200 T	28LA541STN017	B2800B	200	3/2,2	2	10/145	SI	1570	330/11,6	400/50	108/238	1435x475x1150	8016738702767
B 400/10/200	36LA504STN018	B3800B	200	3/2,2	2	10/145	SI	1100	390/13,8	230/50	113,5/250,2	1435x475x1150	8016738702774
B 400/10/200 T	36LA541STN019	B3800B	200	3/2,2	2	10/145	SI	1100	390/13,8	400/50	114/251,3	1435x475x1150	8016738702781
B 480/10/200 T	36LA601STN020	B3800B	200	4/3	2	10/145	SI	1400	480/16,9	400/50	125/275,5	1435x475x1150	8016738702798
B 480/10/270 T	36NA601STN021	B3800B	270	4/3	2	10/145	SI	1400	480/16,9	400/50	171/377	1640x560x1190	8016738702804

BELT DRIVEN TWO-STAGE COMPRESSORS

HIGHLIGHTS

Two stage pump with cast-iron cylinder, equipped with large inter and aftercoolers for better cooling of the compressed air.

Large intake filter designed to reduce noise and optimise compressor performance.

Sturdy plastic belt guard that protects all parts in motion and, thanks to the large slots increases ventilation of the pumping unit.

Pressure regulator with dual compressed air output.

Available with tanks from 200 to 500 litres with wheels or feet.

Four wheels, two large and two caster, and a comfortable handle guarantee stability and easy movement.



BELT DRIVEN TWO-STAGE COMPRESSORS



Large intake filter designed to reduce noise.

BA 651/11/270



- Designed for continuous and heavy-duty use, this machine is easy to move thanks to sturdy wheels and comfortable handle.
- Technical features on page 25.




Name	Code	Pump	Tank L	Power Hp/kW	Cylinder n°	Max Press. bar/PSI	Lubricated	RPM	Air displacement l/min./CFM	Voltage Frequency Volt/Hz	Gross weight kg/lbs	Box dimensions WxDxH	Ean code
BA 551/11/200	N4LC601STN075	NB4	200	4/3	2	11/160	SI	1480	480/17	400/50	109/240	1435x475x1150	8016738753790
BA 651/11/200	N5LC701STN076	NB5	200	5,5/4	2	11/160	SI	1480	640/22,6	400/50	124/273,3	1435x475x1150	8016738753783
BA 651/11/270	N5NC701STN077	NB5	270	5,5/4	2	11/160	SI	1480	640/22,6	400/50	142/313	1640x560x1340	8016738753776
BA 701/11/270	N7NC701STN078	NB7	270	5,5/4	2	11/160	SI	950	640/22,6	400/50	172/379	1640x560x1340	8016738753769
BA 851/11/270	N7NC801STN079	NB7	270	7,5/5,5	2	11/160	SI	1250	840/29,7	400/50	177/390,2	1640x560x1340	8016738753752
BA 651/11/500	N5TC701STN080	NB5	500	5,5/4	2	11/160	SI	1480	640/22,6	400/50	246/542,3	2010x650x1330	8016738753745
BA 851/11/500	N7TC801STN081	NB7	500	7,5/5,5	2	11/160	SI	1250	840/29,7	400/50	249/549	2010x650x1330	8016738753738
BA 1251/11/500	N1TC901STN082	NB10	500	10/7,5	2	11/160	SI	1250	1230/43,4	400/50	302/665,7	2010x650x1330	8016738753721

BELT DRIVEN TWO-STAGE COMPRESSORS

BA 851/11/500F



- Powerful compressor with large air reserve make it the perfect work tool for craftsmen and professionals.
- Technical features on page 25.



Delivery pipe designed for a better cooling of the air at tank inlet.



Sturdy feet equipped with anti-vibration.

Name	Code	Pump	Tank L	Power Hp/kW	Cylinder n°	Max Press. bar/PSI	Lubricated	RPM	Air displacement l/min./CFM	Voltage Frequency Volt/Hz	Gross weight kg/lbs	Box dimensions WxDxH	Ean code
BA 651/11/500 F	N5TN701STN083	NB5	500	5,5/4	2	11/160	SI	1480	640/22,6	400/50	241/531,3	2010x650x1330	8016738753714
BA 651/11/500 F SD	N5TN705STN092	NB5	500	5,5/4	2	11/160	SI	1480	640/22,6	400/50	222/489,4	2070x600x1150	8016738754018
BA 851/11/500 F	N7TN801STN084	NB7	500	7,5/5,5	2	11/160	SI	1250	840/29,7	400/50	244/538	2010x650x1330	8016738753707
BA 851/11/500 F SD	N7TN805STN093	NB7	500	7,5/5,5	2	11/160	SI	1250	840/29,7	400/50	231/509,2	2070x600x1150	8016738754025
BA 1251/11/500 F	N1TN901STN085	NB10	500	10/7,5	2	11/160	SI	1250	1230/43,4	400/50	297/654,8	2010x650x1330	8016738753691
BA 1251/11/500 F SD	N1TN905STN094	NB10	500	10/7,5	2	11/160	SI	1250	1230/43,4	400/50	302/665,8	2010x650x1330	8016738754032

PNEUMATIC TOOLS

STANLEY

STANLEY

www.stanleytools.eu

www.stanleytools.eu

STANLEY TOOLS HIGHLIGHTS

The product is completely sealed inside the blister pack.

Clear technical data indicated with symbols.


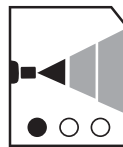
Symbols that identify the most suitable tool for the compressor of interest.

An example: WHITE symbol on the packaging of the pneumatic tools means that it is compatible with all compressors that have the same symbol on their packaging.

Laser Stanley logo on all matt black tools.

The same symbols are printed on the compressor packaging and indicate the range of tools with which they are compatible.

SYMBOL / USE



TOOLS

AIR DUSTING GUNS



Air dusting gun

Code	Ean code	Air displac. l/min./ CFM	Max working press. bar/ PSI	Packaging	Pcs. master
150036XSTN	8016738719871	150/5,3	8/116	Blister	8



Air dusting gun long nose

Code	Ean code	Air displac. l/min./ CFM	Max working press. bar/ PSI	Packaging	Pcs. master
150026XSTN	8016738719055	150/5,3	8/116	Blister	8



Air dusting gun with variable air flow

Code	Ean code	Air displac. l/min./ CFM	Max working press. bar/ PSI	Packaging	Pcs. master
150022XSTN	8016738719147	150/5,3	8/116	Blister	6

INFLATING GUNS



Inflating gun

Code	Ean code	Air displac. l/min./ CFM	Max working press. bar/ PSI	Packaging	Pcs. master
150533XSTN	8016738719031	100/3,5	10/145	Blister	4



Homologated inflating gun + kit 3 needles for inflating

Code	Ean code	Air displac. l/min./ CFM	Max working press. bar/ PSI	Packaging	Pcs. master
150534XSTN	8016738719383	550/19,4	10/145	Blister	4

WASHING GUNS

Spray nozzle 1 litre



Code	Ean code	Air displac. l/min./ CFM	Max working press. bar/ PSI	Packaging	Pcs. master
150043XSTN	8016738719093	130/4,6	8/116	Blister	2

Air/water washing gun



Code	Ean code	Air displac. l/min./ CFM	Max working press. bar/ PSI	Packaging	Pcs. master
150049XSTN	8016738719123	180/6,4	8/116	Blister	2

SANDBLASTING GUNS

Sandblasting gun



Code	Ean code	Air displac. l/min./ CFM	Max working press. bar/ PSI	Packaging	Pcs. master
150063XSTN	8016738719109	300/10,5	8/116	Blister	2

Professional sandblasting gun



Code	Ean code	Air displac. l/min./ CFM	Max working press. bar/ PSI	Packaging	Pcs. master
150063XSTN	8016738719079	300/10,5	8/116	Blister	2

AIR CAULKING AND GREASE GUNS

Air caulking gun



Code	Ean code	Air displac. l/min./ CFM	Max working press. bar/ PSI	Packaging	Pcs. master
120573XSTN	8016738719789	320/11,3	3/43,5	Box	10

Pneumatic grease gun



Code	Ean code	Air displac. l/min./ CFM	Max working press. bar/ PSI	Packaging	Pcs. master
120569XSTN	8016738719840	100/3,5	6/87	Box	4

SPRAY GUNS



Air brush kit



Code	Ean code	Air displac. l/min./ CFM	Max working pressure bar/ PSI	Tank L	Ugello ø mm	Packaging	Pcs. master
150119XSTN	8016738714456	15/0,5	3/43,5	1x22/1x50	0,4	Blister	2



Precision spray gun



Code	Ean code	Air displac. l/min./ CFM	Max working pressure bar/ PSI	Tank L	Ugello ø mm	Packaging	Pcs. master
150129XSTN	8016738714463	113,5/4	4/58	0,25	0,5	Blister	2



Primer gravity spray gun



Code	Ean code	Air displac. l/min./ CFM	Max working pressure bar/ PSI	Tank L	Ugello ø mm	Packaging	Pcs. master
160132XSTN	8016738719772	141,6/5	4/58	0,50	2,5	Blister	2



Gravity spray gun



Code	Ean code	Air displac. l/min./ CFM	Max working pressure bar/ PSI	Tank L	Ugello ø mm	Packaging	Pcs. master
150133XSTN	8016738719062	156/5,5	4/58	0,50	1,4	Blister	2

SPRAY GUNS



Low pressure spray gun

Code	Ean code	Air displac. l/min./ CFM	Max working pressure bar/ PSI	Tank L	Ugello ø mm	Packaging	Pcs. master
150120XSTN	8016738719727	200/7,1	3/43,5	1	1,4	Blister	2



Suction spray gun

Code	Ean code	Air displac. l/min./ CFM	Max working pressure bar/ PSI	Tank L	Ugello ø mm	Packaging	Pcs. master
151093XSTN	8016738719130	156/5,5	4/58	1	1,4	Blister	2



Professional spray gun

Code	Ean code	Air displac. l/min./ CFM	Max working pressure bar/ PSI	Tank L	Ugello ø mm	Packaging	Pcs. master
150124XSTN	8016738714487	300/10,6	4/58	1	1,8	Blister	2

SANDER



Dual orbital sander


Code	Ean code	Air displac. l/min./ CFM	Max working pressure bar/ PSI	Velocità RPM	Packaging	Pcs. master
150151XSTN	8016738719857	85/3	8/116	18.000	Box	10

NEW RANGE OF THE PNEUMATIC TOOLS



NEW

Air dusting gun flexible long nose



Code	Ean code	Air displac. l/min./ CFM	Max working press. bar/ PSI	Packaging	Pcs. master
150035XSTN616	8016738719185	150/5,3	4/58	Blister	8



NEW

Inflating gun + kit 3 needles for inflating



Code	Ean code	Air displac. l/min./ CFM	Max working press. bar/ PSI	Packaging	Pcs. master
150532XSTN614	8016738719161	100/3,5	10/145	Blister	4



NEW

Homologated inflating gun + kit 3 needles for inflating



Code	Ean code	Air displac. l/min./ CFM	Max working press. bar/ PSI	Packaging	Pcs. master
150534XSTN615	8016738719178	100/3,5	10/145	Blister	4



NEW

Spray gun with mixer



Code	Ean code	Air displac. l/min./ CFM	Max working press. bar/ PSI	Packaging	Pcs. master
160132XSTN617	8016738719192	100/3,5	10/145	Blister	2

NEW INFLATING GUNS

3 IN 1: INFLATION, DEFLATION AND PRESSURE GAUGE.

- New ergonomic design makes it easy to use and hold.
- Simple and intuitive controls.



Inflating gun

- Suitable for inflating balls bicycle wheels and air beds.
- Gauge diameter: 50 mm.
- Rubber hose: 40 cm.

Code	Ean code	Air displac. l/min./ CFM	Max working press. bar/ PSI	Packaging	Pcs. master
150703XSTN	8016738719901	100/3,5	10/145	Blister	4



MADE IN ITALY



Homologated inflating gun

- Suitable for inflating car and motorcycle tyres as well as balls, bicycles and air beds.
- Gauge diameter: 63 mm.
- Rubber hose: 40 cm.

Code	Ean code	Air displac. l/min./ CFM	Max working press. bar/ PSI	Packaging	Pcs. master
150704XSTN	8016738719918	100/3,5	10/145	Box	4

NEW

AIR HOSES



Spiral hose 5 m bayonet couplings

Code	Ean code	Diameter	Length	Max working pressure	Material	Exits	Packaging	Pcs. master
		mm	m	bar/ PSI				
176006XSTN	8016738719086	6x8	5	10/145	Black PU	Bayonet coupl.	Transp. bag	4



Spiral hose 5 m quick couplings

Code	Ean code	Diameter	Length	Max working pressure	Material	Exits	Packaging	Pcs. master
		mm	m	bar/ PSI				
166005XSTN	8016738714531	6x8	5	10/145	Black PE	Quick coupling	Transp. bag	50



Spiral hose 10 m quick couplings

Code	Ean code	Diameter	Length	Max working pressure	Material	Exits	Packaging	Pcs. master
		mm	m	bar/ PSI				
8221577STN	8016738708714	6x8	10	10/145	Black PE	Quick coupling	Transp. bag	50



Spiral hose 15 m bayonet couplings

Code	Ean code	Diameter	Length	Max working pressure	Material	Exits	Packaging	Pcs. master
		mm	m	bar/ PSI				
170016XSTN	8016738719116	6x8	15	10/145	Black PE	Bayonet coupl.	Transp. bag	25



Spiral hose 15 m quick couplings

Code	Ean code	Diameter	Length	Max working pressure	Material	Exits	Packaging	Pcs. master
		mm	m	bar/ PSI				
170020XSTN	8016738714524	6x8	15	10/145	Black PE	Quick coupling	Transp. bag	25



Hose 10 m bayonet couplings

Code	Ean code	Diameter	Length	Max working pressure	Material	Exits	Packaging	Pcs. master
		mm	m	bar/ PSI				
170010XSTN	8016738719543	6x11	10	20/290	Black PVC	Bayonet coupl.	Shrink film	20

AIR HOSES

Hose 10 m quick couplings



Code	Ean code	Diameter mm	Length m	Max working pressure bar/ PSI	Material	Exits	Packaging	Pcs. master
8221579STN	8016738714517	6x11	10	20/290	Black PVC	Quick coupling	Shrink film	20
166018XSTN	8016738719307	8x13	10	20/290	Black PVC	Quick coupling	Blister	2

Hose 20 m quick couplings



Code	Ean code	Diameter mm	Length m	Max working pressure bar/ PSI	Material	Exits	Packaging	Pcs. master
8221580STN	8016738708721	6x11	20	20/290	Black PVC	Quick coupling	Shrink film	20

Reinforced hose



Code	Ean code	Diameter mm	Length m	Max working pressure bar/ PSI	Material	Exits	Packaging	Pcs. master
176609XSTN	8016738719482	6x11	15	20/290	Transparent PVC	-	Shrink film	10

Hose reel 9 m



Code	Ean code	Diameter	Length m	Max working pressure bar/ PSI	Material	Exits	Packaging	Pcs. master
9045698STN	8016738715651	6,5x10	9	12/174	Yellow PU	Quick coupling	Box	4



Code	Ean code	Diameter	Length m	Max working pressure bar/ PSI	Material	Exits	Packaging	Pcs. master
166013XSTN	8016738715569	8x12	20	18/261	Yellow PVC	Quick coupling	Box	4

ACCESSORIES



Pressure gauge

Code	Ean code	Max working pressure bar/ PSI	Packaging	Pcs. master
150538XSTN	8016738719659	12/174	Blister	2



Inflating kit 3 pcs.

Code	Ean code	Packaging	Pcs. master
150537XSTN	8016738708660	Blister	6



4 chisels hex fitting Ø 10 mm (160173XSTN)

Code	Ean code	Packaging	Pcs. master
163092XSTN	8016738719758	Blister	4



Pneumatic hammer retaining spring (160173XSTN)

Code	Ean code	Packaging	Pcs. master
153173XSTN	8016738714418	Blister	2



Air tap 1/4" M - 1/4" F

Code	Ean code	Packaging	Pcs. master
152084XSTN	8016738714692	Blister	4



Drain valve

Code	Ean code	Description	Packaging	Pcs. master
152074XSTN	8016738714708	1/4" M	Blister	6
152094XSTN	8016738719710	3/8" M	Blister	4

ACCESSORIES



Safety valve 1/4" M

Code	Ean code	Working press. bar/ PSI	Packaging	Pcs. master
152152XSTN	8016738719550	10/145	Blister	4



Inflating nozzle for tyres Michelin type Ø 6x11 mm

Code	Ean code	Packaging	Pcs. master
156026XSTN	8016738714630	Blister	6



Tape of unsintered PTFE

Code	Ean code	Packaging	Pcs. master
153084XSTN	8016738714685	Blister	6



Mini oiler 1/4" F - 1/4" M

Code	Ean code	Packaging	Pcs. master
153154XSTN	8016738714654	Blister	4



Pressure switch 4 ways monophasic (1 via 3/8" F + 3 via 1/4" F)

Code	Ean code	Max working pressure bar/ PSI	Packaging	Pcs. master
152077XSTN	8016738719512	12/174	Blister	2



Air filter 3/8" M

Code	Ean code	Packaging	Pcs. master
152170XSTN	8016738719284	Blister	4

ACCESSORIES



Pressure gauge 10 bar

Code	Ean code	Description	Packaging	Pcs. master
152176XSTN	8016738719628	1/8" M - 1/4" M Ø 40 mm	Blister	2
152163XSTN	8016738714678	1/8" M - 1/8" M Ø 50 mm	Blister	2



Mini regulator with gauge 1/4" F with quick coupling

Code	Ean code	Max working pressure bar/ PSI	Packaging	Pcs. master
152166XSTN	8016738714661	12/175	Blister	2



Filter regulator with gauge 3/8" M + 2 quick couplings

Code	Ean code	Max working pressure bar/ PSI	Packaging	Pcs. master
152172XSTN	8016738719697	10/145	Blister	2



Filter regulator with gauge 1/4" F

Code	Ean code	Max working pressure bar/ PSI	Packaging	Pcs. master
152164XSTN	8016738714647	9,5/135	Blister	2



Purification filter 1/4" F

Code	Ean code	Max working pressure bar/ PSI	Packaging	Pcs. master
152168XSTN	8016738719680	10,5/150	Blister	2



Oil for tools and compressors 0,6 Lt

Code	Ean code	Description	Packaging	Pcs. master
122015XSTN	8016738719864	SAE 5W40	Bottle	6
122014XSTN	8016738714715	SAE40 ISO VG100	Bottle	6

FITTINGS

HOSE FITTINGS



Quick connector assembly kit

Code	Ean code	Description	Packaging	Pcs. master
166431XSTN	8016738714623	for hose Ø 6x11 mm	Blister	4
166432XSTN	8016738719291	for hose Ø 8x13 mm	Blister	4



Hose tail and clamps - 2 pcs.

Code	Ean code	Description	Packaging	Pcs. master
156020XSTN	8016738719420	for hose Ø 6x11 mm	Blister	6
156021XSTN	8016738719574	for hose Ø 8x13 mm	Blister	6



Hose tail fitting 2 pcs.

Code	Ean code	Description	Packaging	Pcs. master
156032XSTN	8016738719413	for hose Ø 6x11 mm 1/4" M	Blister	6
156033XSTN	8016738719598	for hose Ø 8x13 mm 3/8" M	Blister	6



Hose joiner with 2 clamps

Code	Ean code	Description	Packaging	Pcs. master
156030XSTN	8016738719635	for hose Ø 6x11 mm	Blister	4
156031XSTN	8016738719642	for hose Ø 8x13 mm	Blister	4



Hose joiner with clamp

Code	Ean code	Description	Packaging	Pcs. master
166586XSTN	8016738719314	for hose Ø 6x11 mm	Blister	4
166573XSTN	8016738719215	for hose Ø 8x13 mm	Blister	4
156525XSTN	8016738719673	for hose Ø 6x11 mm Orion	Blister	6
156503XSTN	8016738719475	for hose Ø 8x13 mm Orion	Blister	6



Hose clamp - 6 pcs.

Code	Ean code	Description	Packaging	Pcs. master
156034XSTN	8016738719352	for hose Ø 6x11 mm	Blister	6
156036XSTN	8016738719505	for hose Ø 8x13 mm	Blister	6

QUICK COUPLINGS



Quick coupling kit 1/4" M Orion

Code	Ean code	Packaging	Pcs. master
156565XSTN	8016738719406	Blister	4



Quick connector with bayonet coupling

Code	Ean code	Packaging	Pcs. master
156500XSTN	8016738714593	Blister	4



Threaded quick connector M

Code	Ean code	Description	Packaging	Pcs. master
166582XSTN	8016738714579	1/4" M	Blister	4
156510XSTN	8016738719321	1/4" M Orion	Blister	6
166570XSTN	8016738719246	3/8" M	Blister	4
156501XSTN	8016738719451	3/8" M Orion	Blister	4



Threaded quick connector F

Code	Ean code	Description	Packaging	Pcs. master
166584XSTN	8016738714586	1/4" F	Blister	4
156520XSTN	8016738719666	1/4" F Orion	Blister	6
156306XSTN	8016738719581	3/8" F	Blister	4



Hose tail quick coupler with clamp

Code	Ean code	Description	Packaging	Pcs. master
156426XSTN	8016738719239	for hose Ø 6x11 mm	Blister	4
156323XSTN	8016738719048	for hose Ø 8x13 mm	Blister	4



Quick release coupling

Code	Ean code	Description	Packaging	Pcs. master
156424XSTN	8016738714616	1/4" F	Blister	4
156322XSTN	8016738719390	3/8" F	Blister	4



Threaded quick release coupling

Code	Ean code	Description	Packaging	Pcs. master
166710XSTN	8016738719208	1/2" M	Blister	4
156422XSTN	8016738714609	1/4" M	Blister	4
156320XSTN	8016738719253	3/8" M	Blister	4

BAYONET COUPLINGS



T joint with 3 milled nuts Ø 6x11 mm

Code	Ean code	Packaging	Pcs. master
156127XSTN	8016738719611	Blister	6



Fitting with 2 milled nuts Ø 6x11 mm

Code	Ean code	Packaging	Pcs. master
156105XSTN	8016738719376	Blister	6



Bayonet connector/quick coupling adaptor Ø 6x11 mm

Code	Ean code	Packaging	Pcs. master
156352XSTN	8016738719499	Blister	4



Fitting with milled nut 1/4" M Ø 6x11 mm

Code	Ean code	Packaging	Pcs. master
156109XSTN	8016738719260	Blister	6



Bayonet fitting 1/4" M

Code	Ean code	Packaging	Pcs. master
156108XSTN	8016738719444	Blister	6



Milled nut 1/4" F - 2 pcs.

Code	Ean code	Packaging	Pcs. master
156120XSTN	8016738719468	Blister	6

CONNECTION FITTINGS



Connector reducer 3/8" M - 1/2" M

Code	Ean code	Packaging	Pcs. master
156116XSTN	8016738719765	Blister	6



Connector reducer 3/8" M - 1/4" M

Code	Ean code	Packaging	Pcs. master
156113XSTN	8016738719741	Blister	4



Connector reducer 1/8" M - 1/4" F

Code	Ean code	Packaging	Pcs. master
156114XSTN	8016738719536	Blister	4



Connector reducer 1/4" M - 3/8" F

Code	Ean code	Packaging	Pcs. master
156118XSTN	8016738719437	Blister	4



Connector reducer 3/8" M - 1/4" F

Code	Ean code	Packaging	Pcs. master
156112XSTN	8016738714555	Blister	4



Connector 1/4" M - 1/4" M

Code	Ean code	Packaging	Pcs. master
156106XSTN	8016738714548	Blister	6



Connector 3/8" M - 3/8" M

Code	Ean code	Packaging	Pcs. master
156110XSTN	8016738719703	Blister	4



3 way connector 2 x 1/4" F - 1 x 3/8" F

Code	Ean code	Packaging	Pcs. master
156128XSTN	8016738719345	Blister	4

BOX AND CASE KITS

KIT 4 PCS.



- Inflating gun
- Inflating kit 3 pcs.

Code	Description	Ean code	Packaging	Pcs. master
150540XSTN	Non omologata	8016738714821	Blister	24
150539XSTN	Omologata	8016738715668	Blister	24

KIT 6 PCS.



- Air dusting gun
- Inflating gun
- Inflating kit 3 pcs.
- Spiral hose (5m)

Code	Ean code	Packaging	Pcs. master
9045717STN	8016738714722	Box	1

KIT 8 PCS.



- Air dusting gun
- Inflating gun
- Inflating kit 3 pcs.
- Gravity spray gun 1/2 L
- Spray nozzle
- Spiral hose (5m)

Code	Ean code	Packaging	Pcs. master
9045671STN	8016738709384	Box	12

CAR KIT 8 PCS.



- Avvitatore ad impulsu 1/2"
- 4 sockets
- Air dusting gun
- Inflating gun
- Hose (10m)



Code	Ean code	Packaging	Pcs. master
9045769STN	8016738715576	Box	4

KIT 9 PCS.



- Air dusting gun long nose
- Inflating gun
- Inflating kit 3 pcs.
- Gravity spray gun 1/2 L
- Air/water washing gun
- Spray nozzle
- Hose (5m)



Code	Ean code	Packaging	Pcs. master
9045718STN	8016738714739	Box	4

KIT 34 PCS.



- 1/2" impact wrench
- Ratchet wrench with socket set and extension
- Pneumatic hammer with 3 chisels
- Die grinder with 3 grinding wheels



Code	Ean code	Max working press. bar/PSI	Air connection	Pcs. master
8221074STN	8016738709391	6/87	1/4"	2

DIE GRINDER KIT



- Die grinder
- 10 grinding stones Ø 6/3 mm
- 2 keys
- 1 chuck Ø 3 mm
- 1 chuck Ø 6 mm
- 2 quick couplings 1/4" M



Code	Ean code	Air displac. l/min./CFM	Max working press. bar/PSI	Air connection	Speed/min. RPM	Pcs. master
160153XSTN	8016738708684	170/6	6/87	1/4"	25.000	20

IMPACT WRENCH KIT



- Impact wrench 1/2"
- 10 sockets (9,10,11,13,14,17,19,22,24,27)
- 1 mini oiler
- 1 extension
- 2 quick couplings 1/4" M
- 1 socket head key
- 1 oil bottle



Code	Ean code	Air displac. l/min./CFM	Max working press. bar/PSI	Air connection	Speed/min. RPM	Pcs. master
160157XSTN	8016738708691	200/7	6/87	1/4"	4600	5

DRILL KIT



- Reversible drill
- 10 HSS drill bits black coated (1,5-2-2,5-3-3,5-4-4,5-5-5,5-6)
- 1 adaptor
- 6 screw bits (PH1,PH2,PZ1,PZ2,5,6)
- 1 mini oiler
- 2 quick couplings 1/4" M
- 1 oil bottle



Code	Ean code	Air displac. l/min./CFM	Max working press. bar/PSI	Air connection	Speed/min. RPM	Pcs. master
160189XSTN	8016738709353	170/6	6/87	1/4"	2000	20

PNEUMATIC HAMMER KIT



- Pneumatic hammer
- 4 chisels
- 1 pneumatic hammer retaining spring
- 1 mini oiler
- 2 quick couplings 1/4" M
- 1 oil bottle



Code	Ean code	Air displ. l/min./CFM	Max working press. bar/PSI	Air connection	Percussion/min. RPM	Pcs. master
160173XSTN	8016738708707	170/6	6/87	1/4"	4000	10

SPRAY GUN KIT



- Suction spray gun
- 1 multipurpose key
- 1 quick coupling 1/4" M (D)
- 1 small brush



Code	Ean code	Air displ. l/min./CFM	Max working press. bar/PSI	Tank L	Nozzle ø mm	Pcs. master
160123XSTN	8016738709360	180/6,3	4/58	1	1,8	5

SPRAY GUN KIT



- Gravity spray gun
- 1 multipurpose key
- 1 quick coupling 1/4" M (D)
- 1 small brush



Code	Ean code	Air displ. l/min./CFM	Max working press. bar/PSI	Tank L	Nozzle ø mm	Pcs. master
161132XSTN	8016738709377	180/6,3	4/58	0,6	1,4	5

WARRANTY

1. All FINI NUAIR air tools and accessories are covered by warranty for a period of twelve months from the invoice date.

The warranty is valid only if the buyer has fully paid for the machine and the machine is running on a normal suitable environment and correctly installed. Excluded from the warranty are all electric components and all the wear and tear. The warranty makes FINI NUAIR responsible to support the costs of repairing or replacing all parts that are defective according to their engineers, as long as these defects are due to manufacturing problems or quality of the materials (which are the manufacturer's responsibility) and are not dependant on normal wear and tear or negligence of the operator or improper use of the product.

Also if the product was not used accordingly to the instructions or wholly or partly dismantled or repaired by unauthorized people or by excessive usage of the machine or unsuitable applications or due to force major.

All the compressors with tank up to 100 must be returned to the repair centre at the customer's cost and will be delivered including carriage. The warranty considered is applied under law.

2. These Conditions of sale shall be considered applicable to any supply contract (or agreement for sale) concerning the FINI NUAIR products unless otherwise expressly specified in writing and accepted. These conditions of sale are not binding and may be subject to change without prior notice. All supplies are understood to be accepted at prices included in the official FINI NUAIR price list that is effective when the goods are despatched even if these are delivered late in comparison to the scheduled delivery date. Prices, discounts and conditions of single supplies are not binding for following orders. The orders collected by agents representatives on people entitled by FINI NUAIR S.p.A are submitted to its unquestionable judgment; therefore any order must not be considered as accepted until the company has issued an order confirmation.

All deliveries of the goods are always priced ex works FINI NUAIR's factory Torino.

Packaging in cardboard boxes is included in the price: Packaging in cases or wooden boxes will be charged at cost.

The customer can not cancel orders accepted by the company without the consent in writing. Orders concerning goods already shipped can never be cancelled.

3. The company engages itself to respect the stated delivery times, but it is not responsible for delays due - for example - to difficulties or problems in procurements and in transport suspensions or in energy supplies, breakdowns failure of machinery, strikes and any other cause that limit the company production. The delivery delays shall not entitle the purchaser to claim for Consequential loss or damages nor to cancel or reduce the order or solve the contract. Delivery terms are never binding.

4. Goods always travel at risk and peril of the purchaser even if the delivery is free of charge. The claims for delays or damages due to the transport must go only to the forwarding agent when goods are delivered.

The purchaser must check the goods immediately after having received them: After 8 days from the arrival to the recipient goods shall be Considered as accepted. The eventual claims concerning the quality of goods must be sent in writing by registered mail addressed to FINI NUAIR S.p.A. within 8 days from

the date of receiving. For operating flaws, visible only by using the product, the claim terms become 30 days from the date of receiving the goods.

If FINI NUAIR S.p.A. accepts (in writing) the claim (if the claim is considered valid,) it has to only replace the goods carriage free, without any other penalty or indemnity.

The company cannot accept any responsibility for any damage to persons or things caused by the use of its products.

5. Changes to products, technical data specifications and photographs indicated in this catalogue/ price list or any other informative material are not binding and may be subject to change without prior notice.

6. Compressors installation, electrical and hydraulic connections are at the customer's cost.

7. The eventual intervention executed by FINI NUAIR's technical personnel for the first starting testing will be invoiced separately.

8. All compressors in the present catalogue/ price list are equipped by tanks are manufactured according to CE regulations.

9. The purchaser must respect the terms of payment as stated on the company's invoice and addressed to FINI NUAIR S.p.A head office and indicated in the invoice, or paid to the courier in case of cash on delivery.

10. For no reason and under no authority, not even in case of faulty products for which has been presented a claim, the purchaser should consider itself eligible to postpone the payment deadline. Delays in payments shall result in application of penalty interests according to current bank interest rates until payment is received and the company retains the legal ownership of the goods delivered. Deductions, bonuses, deductions, up/down rounding, greater discounts compare to what was agreed upon, constitute agreement non-fulfilment by the purchaser.

In case of agreement non-fulfilment FINI NUAIR S.p.A reserve itself the right to perform any other action, demand anticipated payment of the remaining credits and to consider over any ongoing agreement relation and suspend its execution while the purchaser can not demand reimbursements and indemnity.

11. The court of Torino shall have exclusive jurisdiction over any disputes relating to the terms and conditions mentioned above.

Under and for the effects of articles 1341 and 1342 Italian Civil Code the following clauses are subjected to express written approval:

1. (warranty of adequate functioning);

3. (limitation of the responsibility for delays);

4. (delays or damages caused by transportation - terms for the claim of the purchaser

- limitation of responsibility after claim of the purchaser - immunity for damages to persons or things);

10. (prohibition of payments postponement - anticipated payment - resolution clause

- limitation of responsibility deductions, bonuses,

deductions, up/down rounding, greater discounts compare to what was agreed upon);

11. (exclusive jurisdiction).

STANLEY®

Stanley® is a registered trademark of The Stanley Works used under license.

Manufactured under license by:

FINI NUAIR S.p.A.
via Einaudi 6,
10070 Robassomero (TO) Italy
Tel. +39 011 92 33 000
Fax +39 011 92 41 138
info@fininuir.com
www.fininuir.com

Distributed by:

FINI NUAIR, is an industrial company with over 65 years of experience in the compressed air, today represents the largest manufacturer of piston compressors in the world. FINI NUAIR makes its mark on the market thanks to its dynamism and technological innovation. Know-how, creativity, integrated marketing activities, flexible production processes, quality and 'tailor-made' customer service are the strong points of **FINI NUAIR** which avails itself, in Europe, of a highly experienced and qualified managers team, able to interpret the needs of the market and clients in relation to product definition, development and distribution.